



SHRI
DHARMASTHALA
MANJUNATHESHWARA
UNIVERSITY



39th ANNUAL CONFERENCE OF IRIA KARNATAKA STATE CHAPTER 2024

Hosted By:
Hubli-Dharwad-Gadag
Radiology Association (HDGRA)

Dept. of Radiology,
SDM College of Medical
Sciences & Hospital,
SDM University, Dharwad.

Dept. Of Radiology,
KMC RI, Hubballi.

THEME
**EXPANDING
FRONTIERS OF
RADIOLOGY**

Conference
Dates

14 & **15**

DECEMBER, 2024



Venue :

Shri D. Veerendra Heggade Kalakshetra,
SDM College of Medical Sciences,
SDM University, Sattur Dharwad.

**Pre-Conference
Workshop**

13th DECEMBER, 2024

SECOND ANNOUNCEMENT

**IRIA-KSC
2024**



Email : Iriaksc2024@gmail.com || Website : <https://iriaksc2024.in/>

39th ANNUAL CONFERENCE OF IRIA KARNATAKA STATE CHAPTER 2024



SHRI
DHARMASTHALA
MANJUNATHESHWARA
UNIVERSITY



Karnataka State Chapter of Indian Radiological and Imaging Association (IRIA) and Hubli- Dharwad Gadag Radiology Association (HDGRA) take pleasure in inviting you for the 39th Annual Conference of IRIA Karnataka State Chapter to be held at Shri D. Veerendra Heggade Kalakshetra, SDM College of Medical Sciences, Sattur, Dharwad on 13th, 14th and 15th of December, 2024.

Hubli-Dharwad-Gadag have been educational and commercial hubs since pre independence era, equally known for their contributions to the field of literature and music. Home to Jnanapeetha awardees, Padma awardees and the highest civilian honor of the nation, Bharata Ratna bestowed upon the legendary Pandit Bhimsen Joshi who hails from Gadag, speaks volumes of the rich cultural tradition of this land. Karnataka's only IIT is located at Dharwad.

Radiology had its humble beginnings in 1930s in Hubli with a 30mA x ray machine and has since steadily expanded with multiple state of art imaging facilities including interventional radiology. Hubli Dharwad-Gadag Radiology Association(HDGRA) which came into existence in 2010, is an active and robust organization with more than 70 radiologists as members. It has been conducting regular monthly academic sessions with active participation of members and postgraduate students. The same group had successfully hosted the 30th Annual State conference in the year 2014 and Dr. Harnam Singh Mid Term CME in the year 2019.

We Welcome dear fraternity to a feast of academics at the serene campus of SDM college of Medical Sciences. Looking forward for your active participation, we assure you warm hospitality, great overall experience and a memorable conference.

Welcome Message



Dr. Venkatesh Karanth
Organizing Chairman



Dr. Sampangi Ramaiah
Organizing Chairman



Dr. Rajesh S Revankar
Organizing Secretary



Dr. Ravi N
Organizing Secretary

Register Now : <https://Iriaksc2024.in/>



IRIA STATE OFFICE BEARERS



PRESIDENT
Dr. Sampangi Ramaiah S.



PRESIDENT ELECT
Dr. Pravin G. U



IMMEDIATE PAST PRESIDENT
Dr. Balakrishna Shetty P.



HON. SECRETARY
Dr. Ravi Ningappa

JOINT SECRETARIES



HON. TREASURER
Dr. Karthik G. A.



Dr. Neeraj S.



Dr. Vijayasaradhi A

VICE PRESIDENTS



Dr. D. Umashankar



Dr. Sudhir Kale



Dr. Aishwarya K. C.

STATE COUNCIL MEMBERS



Dr. Veeresh K. Hanchinal



Dr. Akash Rajaram



Dr. Raghavendra



Dr. Gautham M



IRIA STATE OFFICE BEARERS

STATE COUNCIL MEMBERS



Dr. Anitha B



Dr. Rajashekar Muchchandi



Dr. Rupa Ananthasivan



Dr. Varsha Kale

CENTRAL COUNCIL MEMBERS



Dr. Krishnappa N



Dr. Anand H. K



Dr. Chidananda Murthy M



Dr. Madhav Hegde

SENIOR ADVISORS



Dr. Umesh Krishnamurthy



Dr. BYT Arya



Dr. Narayana H. T



Dr. Gurushankar



Dr. Ramprakash H. V.



IRIA CENTRAL OFFICE BEARERS



President
Dr. V N Varaprasad



Imm. Past President
Dr. Umesh Krishnamurthy



President Elect
Dr. Gurudeep Singh



Vice President
Dr. Anjali Prakash




Vice President
Dr. Mahesha B M



Vice President
Dr. Mohd. Khalid



Secretary General
Dr. L Murali Krishna



Hon. Treasurer
Dr. Samir Gandhi



Joint Secretary
Dr. Anand Gupta



Joint Secretary
Dr. Chandra Prakash



Joint Secretary
Dr. Natasha Gupta

IRIA KSC 2024 ORGANIZING COMMITTEE

CHIEF PATRON



Pooja Shri D. Veerendra Heggade
Hon'ble Chancellor

PATRONS



Dr. Niranjana Kumar
Hon'ble Vice Chancellor -
SDM University Dharwad



Dr. Chandrakant S Katwe
Senior Consultant -
Hubli Scan Center

ADVISORY COMMITTEE



Dr. V. N Gore



Dr. S. K Joshi



Dr. Vyas Uchila



Dr. Umesh Krishnamurthy



Dr. H T Narayana

IRIA KSC 2024 ORGANIZING COMMITTEE

ORGANISING CHAIRPERSONS



Dr. Venkatesh Karanth



Dr. Sampangi Ramaiah

ORGANISING SECRETARIES



Dr. Rajesh S Revankar



Dr. Ravi N

TREASURERS



Dr. Suhas Hanchinamani



Dr. Karthik G A

JOINT SECRETARIES



Dr. G C Patil



Dr. Mohan S Bhavikatti

CO-ORDINATORS



Dr. Jagadish Sutagatti



Dr. Narendrakumar M Shah



Dr. Preetham B Patil



IRIA KSC 2024 COMMITTEE CHAIRPERSONS



Scientific + Workshop
Dr. Rajeev B Dibbad



**Scientific + Workshop
Co- Chairperson**
Dr. Ambika Gayad



Finance & Trade
Dr. Veeresh Hanchinal



Registration & Reception
Dr. Rupali Wadiyar



**Accommodation
& Transport**
Dr. Santosh K Dasar



**Stage
& Cultural Activities**
Dr. Rajeev Gothe



Catering Committee
Dr. Bharati Dambal



**Catering Committee
Co-Chairperson**
Dr. Rahul Shirol



Souvenir Committee
Dr Sameer Gore



Paper & Poster.
Dr Joish Upendra Kumar



Sports committee
Dr. G C Patil



IRIA KSC 2024 ORGANIZING COMMITTEE

Scientific + Workshop Committee:

Chairperson

Dr. Rajeev B Dibbad

Co-Chairperson

Dr. Ambika Gayad

Members

Dr. D Umashankar

Dr. Sudhir Kale

Dr. Raghavendra

Dr. Madhav Hegde

Dr. Manjusha Metrani

Dr. Kiran Kulkarni

Dr. Veena Maradi

Dr. Venkatesh .H. A

Dr. Anil Hondappanavar

Dr. Advait Shivapur

Dr. Samarth Kulkarni

Dr. Maheshwari.Patil

Dr. Sushma Biradar

Dr. Daneshwari.

Finance & Trade Committee:

Chairperson

Dr. Veeresh Hanchinal

Members

Dr. BYT Arya

Dr. Gurushankar

Dr. Ramprakash H V

Dr. Vijaysaradhi A

Dr. Anand H K

Dr. Neeraj S

Dr. krishnappa N

Dr. Bharat Jain

Dr. Holebasu Ballur

Dr. Apoorva Rampure

Registration & Reception Committee:

Chairperson

Dr. Rupali Wadiyar

Members

Dr. Aishwarya K C

Dr. Anita B

Dr. Manjappa

Dr. Ambika Chiniwalar

Dr. Ashok Nayak

Dr. Vishwanath Kulkarni

Dr. Shruthi Maidur

Accommodation & Transport Committee :

Chairperson

Dr. Santosh Dasar

Members

Dr. Chidanand Murthy M

Dr. Akash Rajaram

Dr. Devaraj

Dr. Punit Nayak

Dr. Suket Dadibhavi

Dr. Gururaj Bangari



IRIA KSC 2024 ORGANIZING COMMITTEE

Stage & Cultural Activities Committee:

Chairperson

Dr. Rajeev Gothe

Members

Dr. Rajshekar Muchchandi

Dr. Roopa Ananthasivan

Dr. Varsha Kale

Dr. Apoorva Hangaraga

Dr. Raghavendra Bhat

Dr. Somashekar Sogi

Dr. Nayanatara

Dr. Gouri K

Catering Committee:

Chairperson

Dr. Bharati Dambal

Co-Chairperson

Dr. Rahul Shirol

Members

Dr. Goutham M

Dr. Yogi Dutta

Dr. Vishwanath Kumbar

Dr. Rashmi Turamari

Dr. Veeresh Purad

Dr. Subhas Nagur

Souvenir Committee:

Chairperson

Dr. Sameer Gore

Members

Dr. Nandakishore G Patil

Dr. Vishnu

Dr. Pawan Mulgund

Dr. Kushal Bhatkal

Paper & Poster Committee:

Chairperson

Dr. Joish Upendra Kumar

Members

Dr. Manjunath Abbigeri

Dr. Kiran Kumar

Dr. Prerana Jambagi

Dr. Prajwal Reddy

Dr. Charan Masali

Sports Committee :

Chairperson

Dr. G C Patil

Members

Dr. Santosh Dasar

Dr. Yogi Dutta

Dr. Devaraj

Dr. Suhas Hanchinamani



CONFERENCE HIGHLIGHTS

1

Pre-conference Workshop

Enhance your radiology skills through hands-on training sessions led by industry experts. Gain practical insights and knowledge before the main conference begins.

Comprehensive Academic Sessions

Dive into cutting-edge research and advancements in radiology. Engage with leading academics and professionals through in-depth presentations and discussions.

2

3

Panel Discussions

Participate in thought-provoking panel discussions featuring renowned experts. Explore diverse perspectives on current trends and future directions in radiology.

Paper and Poster Presentations

Discover innovative research through detailed paper presentations and visual poster displays.

4

5

Trade Exhibition

Explore the latest radiology products and technologies. Interact with exhibitors, discover new tools, and find solutions that can enhance your practice.

Banquet

Discover the rich and diverse culinary delights of Hubli -Dharwad ,offering an array of local and regional specialties that promise to tantalize your taste buds

6

7

Sports Event

Unwind and network during the sports event. Join colleagues for some friendly competition and promote wellness and camaraderie within the radiology community

Cultural Event

Experience the local culture through a vibrant cultural event. Enjoy performances and activities that highlight the unique traditions and heritage of Hubballi-Dharwad.

8



DELEGATE REGISTRATION FEES TABLE

Delegate Category	EARLY BIRD						SPOT REGISTRATION					
		GST	TOTAL		GST	TOTAL		GST	TOTAL		GST	TOTAL
	UP TO 30 JUNE 2024			01-07-2024 TO 31 OCT 2024			01-11-2024 to 12-12-2024			13-12-2024 to 15-12-2024		
IRIA Members	3500	630	4130	4000	720	4720	4500	810	5310	5500	990	6490
NON IRIA Members	4500	810	5310	5000	900	5900	5500	990	6490	6500	1170	7670
Post Graduates	2500	450	2950	3000	540	3540	3500	630	4130	4000	720	4720
Accompanying Person	2500	450	2950	3000	540	3540	3500	630	4130	4000	720	4720
Trade	5500	990	6490	6500	1170	7670	7000	1260	8260	8000	1440	9440

Pre Conference Workshop	Up to 30-09-2024	01-10-2024 to 12-12-2024	SPOT
Single Workshop	Amount 1000 GST (+18%) 180 Total 1180	Amount 1200 GST (+18%) 216 Total 1416	Amount 2000 GST (+18%) 360 Total 2360
Two Workshops	Amount 1500 GST (+18%) 270 Total 1770	Amount 1800 GST (+18%) 324 Total 2124	Amount 4000 GST (+18%) 720 Total 4720

Conference Key Points to Remember :

- * Registration is mandatory for all attendees.
- * Registration for the pre-conference workshop should be done separately.
- * Candidates presenting papers and posters must be members of IRIA or student members.
- * PG students must submit a letter from the Head of the Department.
- * Delegates are responsible for arranging their own travel and accommodation.
- * Children below 5 years of age are complimentary.
- * Accompanying persons must pay the normal contribution as per the registration fees
- * Registration includes a Delegate Kit, admission to scientific sessions, trade exhibition, inaugural function, and meals.
- * +18% GST will be charged extra.
- * Online registration and payment can be completed through the conference website.

**KARNATAKA MEDICAL COUNCIL
HAS GRANTED**



Conference Secretariate:

Dr. Rajesh S Revankar

Organising Secretary IRIA-KSC 2024

+91 98452 53224

Hubli Scan Centre # 6-13, Lgf, Eureka Junction,

Travellers Bungalow Road, Hubli-580029 Tel : 0836-2257828/38/48



SHRI
DHARMASTHALA
MANJUNATHESHWARA
UNIVERSITY



39th ANNUAL CONFERENCE OF IRIA KARNATAKA STATE CHAPTER 2024

HANDS-ON **PRE-CONFERENCE WORKSHOPS** ON 13TH DECEMBER 2024

ADULT ECHOCARDIOGRAPHY : THE ULTRASOUND OF HEART.

FACULTY

DR. NIKIT P MEHTA & TEAM DMRD / MD

Professor in Radiology – Bharati Hospital, Sangli

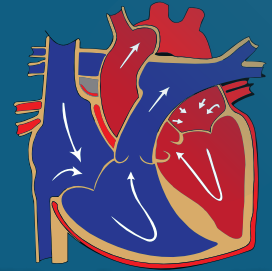
Consultant Radiologist -

Dot 3D Scanning Ultrasound & CT Scan Centre Sangli.

Precision Ultrasound & MRI Scan Centre, Miraj.

PRACTICING :

Conventional Radiology , Ultrasound,
Echocardiography, CT Scan, MRI &
Interventional Radiology.



ULTRASOUND OF
HEART MADE EASY.

WHY ATTEND THIS WORKSHOP?

Echo is just ultrasonography of heart and who better than a Radiologist to master it. Hardly few Radiologists practice Echo routinely. There is vast scope for Echo in practice.

OBJECTIVE OF WORKSHOP

To be able to perform basic echocardiography in routine practice.

WHAT WORKSHOP OFFERS?

- * Demonstration of basic views
- * Interpretation – normal and abnormal
- * Reporting template
- * Hands-on practice on volunteers





SHRI
DHARMASTHALA
MANJUNATHESHWARA
UNIVERSITY



39th ANNUAL CONFERENCE OF IRIA KARNATAKA STATE CHAPTER 2024

HANDS-ON **PRE-CONFERENCE WORKSHOPS** ON 13TH DECEMBER 2024

USG GUIDED NEEDLE TRACKING : LEARN, PRACTICE AND MASTER THE ART

FACULTY



DR. MAJ GEN HIRDESH SAHNI

MD, DNB, DM (Neuroradiology) Neuro and Interventional Radiologist,
Chief Consultant and Head, Tata Main Hospital, Jamshedpur.



DR. VENKATESH H A

MD(AIIMS, NEW DELHI), FVIR, FKSIR (Seoul), EDiR, FVIR(Asan)
Senior consultant Vascular & Interventional radiologist
HCG Suchirayu Hospital- Hubballi.



DR. ABHINANDAN RUGE

MD, FVIR
Consultant & Associate Professor
Dept. of Interventional Radiology,
KLES Dr. Prabhakar Kore Hospital, Belagavi.

WHY ATTEND THIS WORKSHOP?

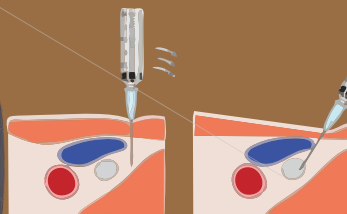
USG guided percutaneous procedures are 'must knows' to survive in the Profession and gain an edge over others. It is the only way to get involved actively in the management of patients.

OBJECTIVE OF WORKSHOP

To learn and practice the skill of performing USG guided percutaneous procedures

WHAT WORKSHOP OFFERS?

- * Do's and Don'ts of percutaneous procedures
- * Demonstration of skill
- * Hands-on training on phantoms
- * Basics of FNAC, Biopsy, percutaneous catheter insertions.



LEARN &
PRACTICE



SHRI
DHARMASTHALA
MANJUNATHESHWARA
UNIVERSITY



39th | ANNUAL CONFERENCE OF IRIA KARNATAKA STATE CHAPTER 2024

HANDS-ON **PRE-CONFERENCE WORKSHOPS** ON 13TH DECEMBER 2024

NEONATAL CHEST ULTRASOUND : THE ART OF SCANNING NEONATAL LUNGS

FACULTY



DR JOISH UPENDRA KUMAR

Professor, Dept of Radio diagnosis,
SDM College of Medical Sciences and Hospital, Dharwad.



DR. LT COL SATYENDRA RAGHUWANSHI

Associate Professor, Department of Radio diagnosis
AFMC Pune.



DR R HARI KIRAN REDDY

MBBD, MDRD
Professor, Department of Radio diagnosis,
East Point College of Medical Sciences and
Research Centre, Bangalore.

WHY ATTEND THIS WORKSHOP?

Ultrasonography to assess neonatal lungs is a game-changer in assessing for neonatal respiratory distress and its response to treatment. A simple skill with vast scope, impact and need of the hour.

OBJECTIVE OF WORKSHOP

To learn and practice the skill of Neonatal lung ultrasonography

WHAT WORKSHOP OFFERS?

- * Scan technique
- * Protocol and demonstration.
- * Do's and don'ts
- * Hands-on practice
- * Interpretation

THE ART OF
SCANNING
NEONATAL LUNGS



CONFERENCE FACULTY



Dr. Pravin G U



Dr. Sudhir Kale



Dr. Akhila D



Dr. Dhananjay



Dr. Kishan Bhagwat



**Dr. Muralidhar G
Kamalapur**



Prof. Dr. Ravi N



Dr. Santosh.D. Patil



Dr. Keerthiraj



Dr. Preetam Patil



Dr. Mahesha B M



Dr. Madhav Hegde



Dr. Karthik G A



**Dr. Shivakumar
Swamy**



Dr. Madhu S.D



Dr. Anita Nagadi



Dr. Ambika.S. Gayad



**Dr. Shilpa P
Ramachandra**



Dr. Rupa Ananthasivan

CONFERENCE FACULTY



Dr. Anitha.B



Dr Malini Lavande



Dr Chinmay Mehta



Dr. Suhas Nagaraj



Dr. Prasad K



Dr. Anand H.K



Dr. Harsha Chadaga



Dr Varsha D B



**Dr Bharatkumar
Mudalagi**



Dr Ravi Badagandi



**Dr Rajshekhar
Mucchandi**



**Dr. Channabasappa
Chavadi**

CME FACULTY



Dr. Maheshwari Patil



Dr. Jahnvi Gaduputi



Dr. Pradeep Goudar



Dr. Chandan Giriappa



Dr. Veeresh U Purad



Dr. Manjushree B M

SCIENTIFIC PROGRAM

DAY 01: 14-12-2024 (SATURDAY)

Time	Session details	Speaker	Details of Speaker
9.00-9.30 am	PROF. S R HEGDE ORATION Importance of Accurate Clinical Information In Radio-imaging Study Requests	Dr. Pravin G U	Professor, Radiology & Principal Sri Chamundeshwari Medical College Hospital and Research Institute, Channapatna
9.30-10.00 am	IRIA ORATION Role of Combined Diffusion And T2- Weighted MRI Sequences In Accessing Tumor Regression In Rectal Carcinoma : A Comparative Study With Histopathological Grading	Dr. Sudhir Kale	Lead Consultant and HOD Radiology, ASTER CMI, Bengaluru
SESSION - 1: PAEDIATRIC RADIOLOGY			
10.00-10.20 am	Imaging in neonatal jaundice	Dr. Akhila D	Chief Consultant, Sarji group of hospitals, Shimoga
10.20-10.40 am	Neurosonogram	Dr. Dhananjay	Paediatric Radiologist, Bengaluru
10.40-11.00 am	Imaging in acute abdominal pain in children	Dr. Kishan Bhagwat	Professor & Senior Consultant Radiologist Davanagere
11.00-11.20 am	Multimodality imaging (ultrasound and MRI) in foetal medicine: When and why	Dr. Muralidhar G Kamalapur	Senior consultant, Department of fetal Medicine and Intervention, Father Muller Medical College, Mangalore
11.20-12.20 pm INAUGURATION			
SESSION - 2: INTERACTIVE PANEL DISCUSSION: RADIATION SAFETY, PC-PNDT & KPME			
12.20-12.30 pm	AERB guidelines	Prof. Dr. Ravi N	Director, Directorate of Radiation Safety, Dept. of Health & Family Welfare, Govt. of Karnataka
12.30-1.00 pm	Interactive Panel discussion on Radiation safety, PC-PNDT and KPME	Moderator: Prof. Dr. Ravi N	
1.00 - 2.00 PM LUNCH BREAK			
SESSION -3 : NEURORADIOLOGY			
2.00-2.20 pm	Imaging in acute stroke : What Every Radiologist must know	Dr Santosh.D. Patil	Professor & HOD JNMC, Belagavi
2.20-2.40 pm	Neuroimaging in epilepsy - How to avoid imaging pitfalls	Dr. Keerthiraj	Consultant Neuro and Interventional Radiologist, KMC, Mangalore



SCIENTIFIC PROGRAM

Time	Session details	Speaker	Details of speaker
SESSION -4: CARDIOTHORACIC RADIOLOGY			
2.40-3.00 pm	Imaging evaluation of multiple sclerosis and its mimics	Dr Preetam Patil	Professor & HOD SDM College of Medical Sciences, Dharwad
3.00-3.20 pm	HRCT Evaluation of Ground Glass Opacities	Dr. Mahesha B M	Associate professor – AIMS Bellur, Lead consultant- Mahadeshwara Diagnostics, Mysore
3.20-3.40 pm	CT Coronary Angiogram	Dr. Madhav Hegde	Consultant Radiologist, Bengaluru
3.40- 4.00 pm	Current trends and utilities of dual energy CT in pulmonary imaging & other Applications	Dr Karthik G A	Lead Consultant, Narayana Health, Bengaluru
SESSION - 5 : QUIZ			
4.00 - 4.30 pm	Quiz prelims	Dr. Manjunath Abbigeri	GIMS, Gadag, SDM CMS, Dharwad Suchirayu Hospital, KMC RI Hubballi
4.30 - 4.40 pm	Tea Break	Dr. Jois Upendrakumar	
4.40 - 5.30 pm	Quiz Finals	Dr. Venkatesh H A Dr. Manjappa	
5.30 - 6:30pm	IRIA KARNATAKA STATE CHAPTER - ANNUAL GENERAL BODY MEETING		
7:00 pm Onwards	BANQUET		

DAY 02 : 15-12-2024 (SUNDAY)

SESSION - 1 PANEL DISCUSSION: FUTURE PROSPECTS FOR BUDDING RADIOLOGISTS			
Time	Session details	Speaker	Details of Speaker
8.00-9.00am	Panel discussion :Future prospects For budding Radiologists	Dr. Kishan Bhagwat	Professor & Senior Consultant Radiologist, Davanagere
SESSION - 2: ONCORADIOLOGY			
9.00-9.20 am	Role of molecular imaging in cancer evaluation	Dr. Shivakumar Swamy	Head and Director of Radiology, HCG Bengaluru
9.20-9.40 am	MRI in peritoneal carcinomatosis - A systematic approach	Dr. Sudhir Kale	Lead Consultant and HOD Radiology, ASTER CMI, Bengaluru

SCIENTIFIC PROGRAM

Time	Session details	Speaker	Details of Speaker
9.40-10.00 am	Imaging evaluation of focal liver lesions - A multimodality approach	Dr. Madhu S.D	Professor and Head Chief Interventional Radiologist, Kidwai Memorial Institute of Oncology, Bengaluru
10.00-10.20 am	Multiparametric MRI of prostate and PI-RADS	Dr. Anita Nagadi	Senior Consultant, Manipal Hospital, Bengaluru
SESSION - 3: BREAST IMAGING			
10.20-10.40 am	Calcifications on mammography challenges and advantages	Dr. Ambika.S. Gayad	JGMM Medical College, Hubli , Senior Consultant, AVSC, Hubli
10.40-11.00 am	BI-RADS 3 lesion - How to proceed	Dr. Shilpa P Ramachandra	Senior Consultant Radiologist, Manipal Hospital, Bengaluru
11.00-11.20 am	MR Mammography	Dr. Rupa Ananthasivan	Senior Consultant Radiologist, Manipal Hospital, Bengaluru
11.20 -11.40am	Post-surgical imaging in carcinoma breast	Dr. Anitha.B	Senior Consultant Radiologist ,Sakra World Hospital, Bengaluru
SESSION - 4: MUSCULOSKELETAL RADIOLOGY			
11.40 -12.00 pm	Approach to polyarthritis	Dr Malini Lavande	Consultant MSK Radiologist, Innovision & Nanavati max Superspeciality Hospital, Mumbai
12.00 - 12.20 pm	Infective versus inflammatory bone and joint diseases - An MRI approach	Dr Chinmay Mehta	Consultant Interventional MSK Radiologist, Pulse & Jhankaria Imaging Mumbai
12.20-12..40 pm	MR imaging of gleno-humeral instability	Dr. Suhas Nagaraj	Lead Consultant at Medray Diagnostics Visiting Consultant at Ramaiah Hospital, Bengaluru
12.40-1.00 pm	MRI Knee joint-Tips and tricks in radiological assessment	Dr. Prasad K	Specialist, Quantum Radiology, Sydney, Australia
1.00 - 2.00 pm Lunch Break			



SCIENTIFIC PROGRAM

Time	Session details	Speaker	Details of Speaker
SESSION – 5: RECENT ADVANCES AND UPDATES IN RADIOLOGY			
2.00-2.20 pm	Current trends in temporal bone imaging	Dr. Anand H.K	Chief of Medical Services & CEO, Tenet Diagnostics, Bengaluru
2.20-2.40 pm	Current trends in imaging of Brachial plexus	Dr. Harsha Chadaga	Senior Consultant and Head Radiology Services, Manipal Hospital, Bengaluru
2.40-3.00 pm	3D TVS- current trends & clinical utility in gynaec imaging	Dr Varsha D B	Consultant Radiologist and Lead in Foetal Medicine, ASTER CMI, Bengaluru
3.00-3.20 pm	Perineal ultrasound : Tips & tricks	Dr Bharatkumar Mudalagi	Consultant Radiologist, Akshay Diagnostic Centre, Sangli
3.20-3.40pm	High resolution ultrasound of orbits	Dr Ravi Badagandi	Consultant Radiologist, Ravi Scan and Diagnostic Centre, Mudhol
3.40-4.00 pm	Artificial Intelligence in Radiology	Dr Rajshekhar Mucchandi	Professor and HOD, BM Patil Medical College, Vijayapur
4.00-4.20 pm	Imaging in congenital anomalies of temporal bone: What every radiologist must know	Dr. Channabasappa Chavadi	Lead Consultant Radiologist at Manipal Hospital Sarjapur Road, Bengaluru
4.20-05.00 PM - PRIZE DISTRIBUTION AND VALEDICTORY FUNCTION.			

SCIENTIFIC PROGRAM FOR IMAGING TECHNOLOGISTS

DATE 15-12-2024 (SUNDAY) PARALLEL SESSION

Time	Session details	Speaker	Details of Speaker
SESSION - 1			
09.00-09.30 am	Radiation safety of me and my patient	Dr. Maheshwari Patil	Consultant radiologist, Hubli scan centre, Hubli
09.30-10.00 am	Safety protocols during MRI study	Dr. Jahnavi Gaduputi	Consultant radiologist, MS Ramaiah Medical College and Hospital, Bengaluru
10.00-10.30 am	Contrast reactions: Expect the unexpected - hope for the best, be prepared for the worst	Dr. Pradeep Goudar	Associate professor, JNMC Belagavi

10.30-11.15 am

INAUGURATION

11.15-11.30 am

Tea Break

SESSION - 2

11.30-12.00 pm	MDCT: Image acquisition and post-processing techniques (adding clarity and confidence to the diagnosis)	Dr. Chandan Giriyappa	Professor, SS Institute of Medical Sciences, Davanagere.
12.00-12.30 pm	CT Peripheral angiogram: Procedure and post-processing	Dr. Veeresh U Purad	Consultant Radiologist, Gadag
12.30-1.00 pm	Basic and Special sequences in MRI	Dr. Manjushree B M	Assistant professor, SDM college of medical sciences, Dharwad

CME Highlights :

- * Informative lectures on recent advances in imaging technology.
- * Role of technologists in radiation safety and MRI safety.
- * Improving skills in acquiring images and post processing .
- * Optimization of MRI sequences and applications.
- * Career advancement prospects.
- * Trade exhibition in the conference venue.
- * Certification of all the participating delegates.

Registration Fees :

For Students : **500**

For Technologists / Technician : **700**

**REGISTER
NOW!**

Hotels In Hubli - Dharwad

SL NO	NAME OF HOTEL	DISTANCE FROM VENUE	CONTACT
1	HOTEL TRAVEL INN	1 Km	9900533077
2	KAMAT YATRINIVAS - DHARWAD	1 Km	8362461161
3	THE OCEAN PEARL RESORT	1.3 Kms	8362226600
4	ROYAL RITZ	2.4 Kms	8362461701
5	THE PRESIDENT	8.2 Kms	8362234888
6	HOTEL NAVEEN HUBLI	8.6 Kms	8362239100
7	HOTEL HANS	10.2 Kms	8362374771
8	THE FERN RESIDENCY	12.8 Kms	9844500028
9	ANANTH THE GRAND	12.8 Kms	6364467071
10	THE OAKS COMFORTS	13 Kms	8951530999
11	THE BLISS HOTEL	13.2 Kms	9980687607
12	METROPOLIS	13.6 Kms	8364266666
13	HOTEL SWARNAA PARADISE	14 Kms	8364265111
14	S R CLOUD COMFORTS	14.2 Kms	9945577960
15	DENISSONS HOTEL	14.4 Kms	8362377777
16	FORTUNE PARK-OPP TO AIRPORT	15.1 Kms	8363577777

Accessibility and Transportation

Distance from Train Stations:

- Hubballi Railway Station: 15 Kms.
- Dharwad Railway Station: 7 Kms .

Distance from Bus Stops:

- Old Bus Station Hubballi : 13.3 Kms
- Jubilee Circle Dharwad : 6.7 Kms.

Distance from Airport:

- Hubballi Airport : 15.2 Kms.



In and around Hubli-Dharwad



Hampi

Distance from Hubli: Approximately 164 kilometers
Hampi is a UNESCO World Heritage Site and a historical treasure trove located on the banks of the Tungabhadra River. It boasts stunning ruins of the Vijayanagara Empire, including impressive temples, bazaars, and ancient monuments.

Badami

Distance from Hubli: Approximately 103 kilometers
Badami is famous for its cave temples carved out of red sandstone cliffs. These temples, dating back to the 6th century, are dedicated to various Hindu deities and are a testament to ancient Indian architecture.



Gokarna

Distance from Hubli: Approximately 155 kilometers
Gokarna is a serene coastal town known for its beautiful beaches and as a significant pilgrimage site. It's a place where you can relax on pristine beaches and also explore historic temples.

Dandeli

Distance from Hubli: Approximately 74 kilometers
Dandeli is a nature lover's paradise, offering activities such as wildlife safaris, river rafting, and trekking. The lush forests and the Kali River make it an ideal destination for adventure seekers.



Goa

Distance from Hubli: Approximately 155 kilometers
East meets West in this sun-soaked state, where Indian culture intertwines with Portuguese influences left over from a 500-year occupation. The beaches have long served as a magnet for serene hedonists. To the north, the tourist-centric scene is prevalent, with an international flair that is now skewing more hip than hippie. Travel south for stretches of unspoiled sand and an escape from large resorts.

Dudhsagar

Distance from Hubli: Approximately 145 kilometers
Dudhsagar Falls in Sonaulim is a gushing four-tiered waterfall at the edge of Goa which you must visit on your next trip to Goa. People may know this as the beautiful waterfall which appears in the movie Chennai Express, and also one through which a train track passes.



Jog falls

Distance from Hubli: Approximately 150 kilometers
The second-highest plunge waterfall in India, Jog Falls is a major tourist attraction in Karnataka and is the highest waterfall in the state. Second, to the Nohkalikai Falls of Meghalaya, Jog falls drops about a huge 253 m (850 ft.) in a single fall. However, due to the construction of Linganamakki Dam which is a hydroelectricity plant closeby.